



HEAVY-DUTY LONG-ARM RIVETER WITH COLLECTION BOWL

MODEL NO: **AK3981.V2**

Thank you for purchasing a Sealey product. Manufactured to a high standard, this product will, if used according to these instructions, and properly maintained, give you years of trouble free performance.

IMPORTANT: PLEASE READ THESE INSTRUCTIONS CAREFULLY. NOTE THE SAFE OPERATIONAL REQUIREMENTS, WARNINGS & CAUTIONS. USE THE PRODUCT CORRECTLY AND WITH CARE FOR THE PURPOSE FOR WHICH IT IS INTENDED. FAILURE TO DO SO MAY CAUSE DAMAGE AND/OR PERSONAL INJURY AND WILL INVALIDATE THE WARRANTY. KEEP THESE INSTRUCTIONS SAFE FOR FUTURE USE.



Refer to instruction manual



Wear eye protection

1. SAFETY

- ❑ **WARNING!** Ensure Health & Safety, local authority and general workshop practice regulations are adhered to when using this equipment.
- ✓ Familiarise yourself with the application and limitations of the riveter, as well as the potential hazards.
- ✓ Maintain the riveter in good condition (use an authorised service agent).
- ✓ Replace or repair damaged parts. *Use genuine parts only. Unauthorised parts may be dangerous and will invalidate the warranty.*
- ✓ Keep the work area clean, uncluttered and ensure that there is adequate lighting.
- ✓ Keep the riveter clean for best and safest performance.
- ❑ **WARNING!** Always wear approved eye or face protection when operating the riveter.
- ✓ Keep children and unauthorised persons away from the work area.
- ✓ Check moving parts alignment on a regular basis.
- ✗ **DO NOT** hold the workpiece by hand. Secure workpiece with a clamp, vice or other adequate holding device.
- ✗ **DO NOT** use the riveter for any purpose other than that for which it is designed.
- ✗ **DO NOT** operate the riveter if any parts are damaged or missing, as this may cause failure and/or personal injury.
- ✓ When not in use return to the case and store in a safe, dry, childproof area.

2. INTRODUCTION

Precision made, high grade steel jaws with strong aluminium & cast steel body. Forged alloy steel pins and bolts with double handle bearings for long-life and durability. Suitable for aluminium and steel rivets of 3.2mm to 6.4mm. Also suitable for stainless steel rivets of 3.2mm to 6.0mm. Complete with collection pot for used rivets.

3. SPECIFICATION

Model no AK3981.V2

Includes:

Nozzles: 3.2mm((1/16"), 4.0mm (5/32"), 4.8mm(3/16"), 6.00mm & 6.4mm(1/4"),

Spanner

Length:..... 540mm

Rivet Types:

Aluminium - Yes, Steel - Yes,

Stainless Steel - Yes, Structural - Yes

4. OPERATION

- 4.1. Choose the correct nosepiece for the size of rivet. Screw the nosepiece (fig.1A) into the head of the riveter, tighten with wrench.
- 4.2. With the riveter handles open (fig.1D), fully insert the rivet shaft into the nosepiece.
- 4.3. Place rivet in hole in the workpiece (fig.2) and squeeze the riveter handles closed to deform the rivet (fig.3D).
- 4.4. If the rivet stem does not shear, open the handles and close together again.
- 4.5. When the stem shears, open the handles. The stem from the riveter will drop into the container (fig.3C). When the container is 2/3 full remove it and empty the used stems.

fig.1

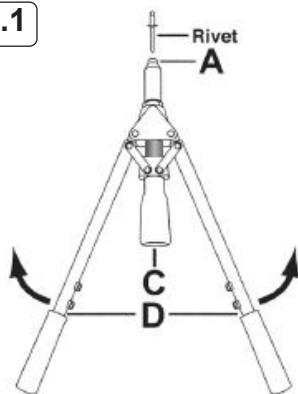


fig.2

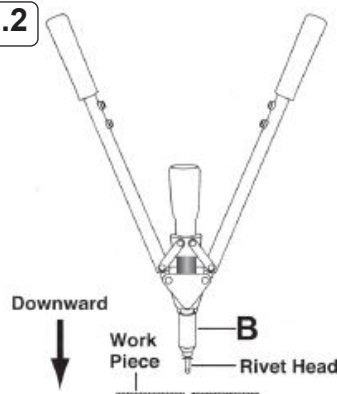
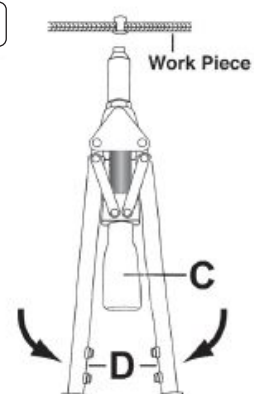


fig.3



5. MAINTENANCE

- 5.1. Keep all pivots lightly oiled.
- 5.2. The jaw case assembly (fig.2B) should be disassembled, cleaned and oiled at regular intervals, depending on the frequency of use. The need for cleaning/jaw replacement will be indicated by the riveter failing to grip the rivet shaft.

Parts support is available for this product. Please email sales@sealey.co.uk or telephone 01284 757500



ENVIRONMENT PROTECTION

Recycle unwanted materials instead of disposing of them as waste. All tools, accessories and packaging should be sorted, taken to a recycling centre and disposed of in a manner which is compatible with the environment. When the product becomes completely unserviceable and requires disposal, drain any fluids (if applicable) into approved containers and dispose of the product and fluids according to local regulations.



REGISTER YOUR
PURCHASE HERE

Note: It is our policy to continually improve products and as such we reserve the right to alter data, specifications and component parts without prior notice.

Important: No Liability is accepted for incorrect use of this product.

Warranty: Guarantee is 12 months from purchase date, proof of which is required for any claim.

Sealey Group, Kempson Way, Suffolk Business Park, Bury St Edmunds, Suffolk. IP32 7AR



01284 757500



sales@sealey.co.uk



www.sealey.co.uk